

cor light ...

LP33Q

... modular

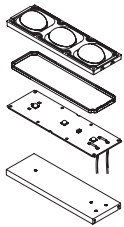


Large area lighting unit

Optimized for open area illumination

- Typical ratio of 4.0 for pole distance to mounting height
- Typical ratio of 3.0 for length of the illuminated field forward to mounting height
- Numerous options for attaching and configuring
- Power rating up to 600 mA, dimmable
- Highest system efficiency
- Sustainable and future-oriented
- Multichip technology
- ESD-protection
- CRI 70 min

Unit structure

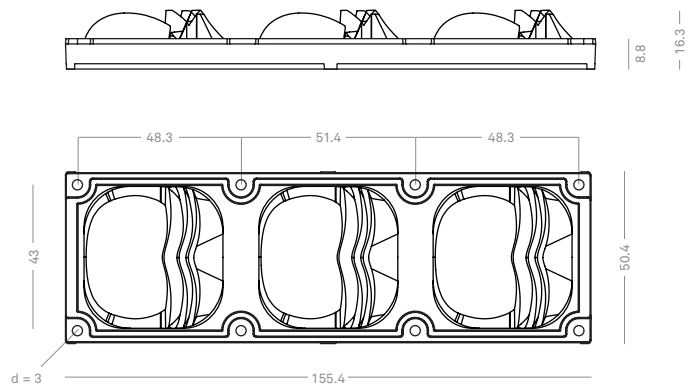


- A Lighting unit *
- Lens optic
 - Silicone seal
 - LED PCB

B Mounting profile *

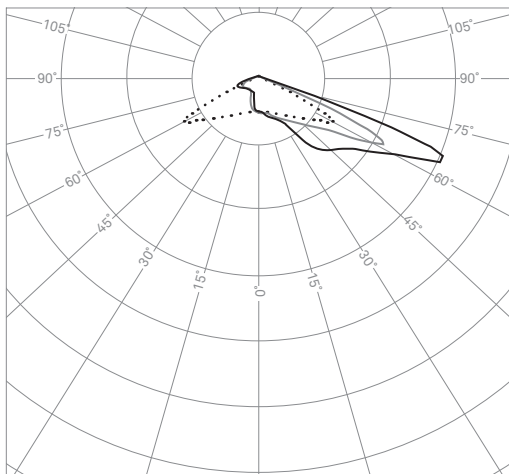
* Specific article number

A Lens optic



Light distribution

Polar diagram



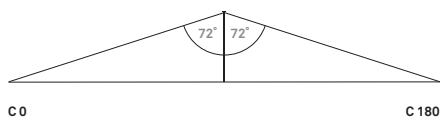
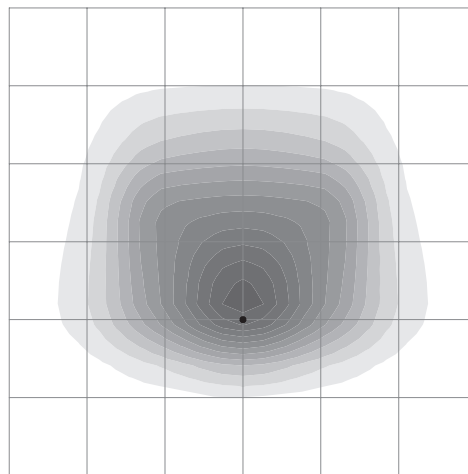
... C0-C180

— C30-C210

— C90-C270

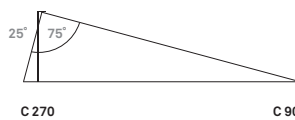
●—● mounting height

Illuminance distribution



C0

C180



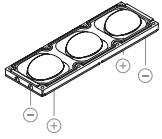
C270

C90

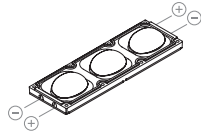
Variants

V_F 35 V

→ Article no. **see table below + variant**



Variant **04** (power outlet underneath): IP67 rating in combination with mounting profile



Variant **03** (power outlet on side): IP67 rating

Article no.	Colour temperature (K) (typical)	No. of LED	Power (W)				Lumen (lm) (25°C ambient temperature including optical system loss)				Luminous efficiency of LED module (lm/W); (25°C ambient temperature including optical system loss)				Life time (h)
			300 mA	400 mA	500 mA	600 mA	300 mA	400 mA	500 mA	600 mA	300 mA	400 mA	500 mA	600 mA	
1 18 0001 ___	3000	3	9,9	13,2	16,5	19,8	1445	1833	2185	2504	145,9	138,7	132,2	126,2	50000
1 18 0002 ___	4000	3	9,9	13,2	16,5	19,8	1544	1964	2339	2682	155,9	148,5	141,5	135,2	50000
1 18 0003 ___	5700	3	9,9	13,2	16,5	19,8	1544	1964	2339	2682	155,9	148,5	141,5	135,2	50000

→ Article no. **example**
Lighting unit with power outlet underneath: = **1 18 0001 01**

Note: the product code is complete only if the variant is indicated.

Prerequisite for compliance of the data sheet specifications is the observation of temperature limits
T_c < 80°C @ 600mA and 25°C ambient temperature
Temperature measuring unit available

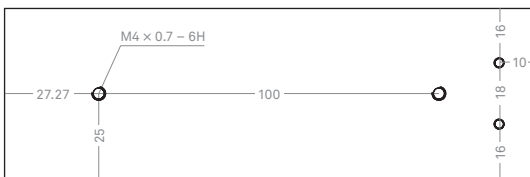

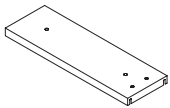
B Mounting profile (optional)

- Can be used for lighting units of variant 03 and 04

Recommended mounting screws included: BN 20165 – M 2.5 × 12 mm

3 mounting profile

→ Article no. **40 20000 10**



Assembly and maintenance instruction on www.corlight.com