

cor light ...

# LH31

... modular



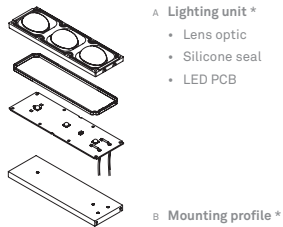
## Indoor lighting unit

Optimized for use in interior spaces and high bay illumination

- Typical ratio of 1.2 for luminaire spacing to mounting height with symmetrical radiation

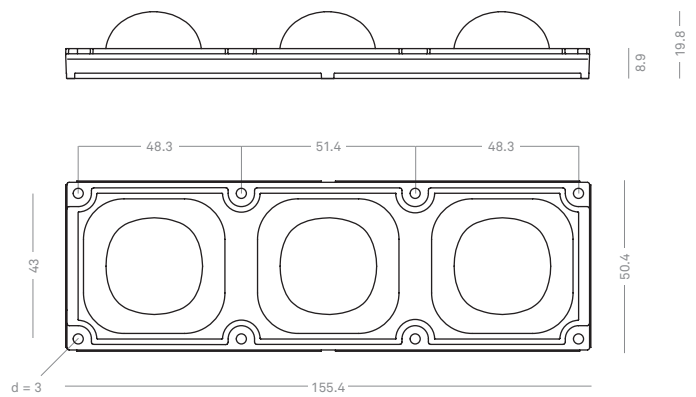
- Numerous options for attaching and configuring
- Power rating up to 600 mA, dimmable
- Highest system efficiency
- Sustainable and future-oriented
- Multichip technology
- ESD-protection
- CRI 70 min

### Unit structure



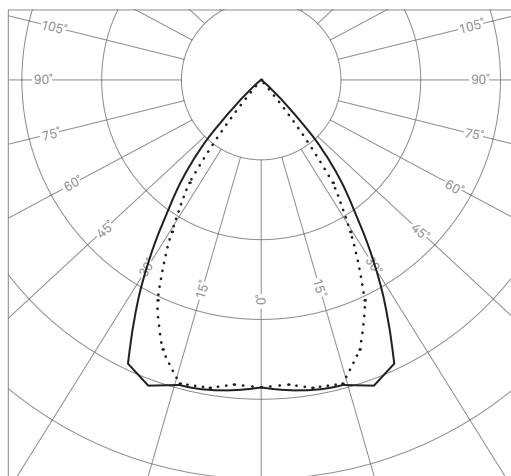
\* Specific article number

### A Lens optic

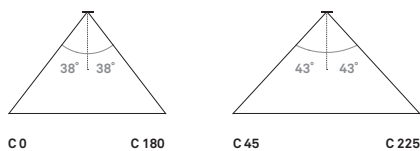


### Light distribution

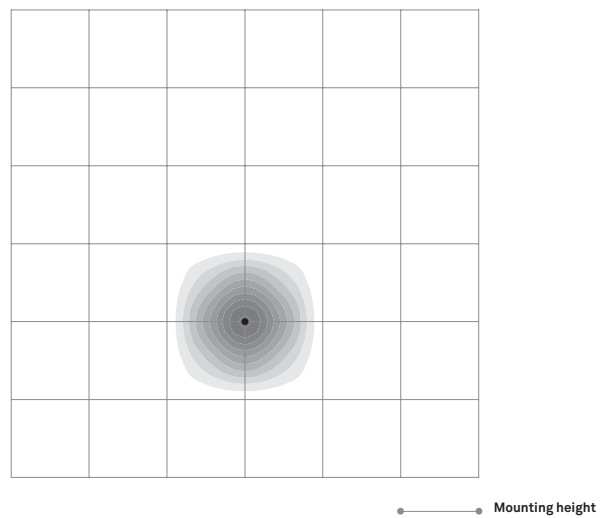
#### Polar diagram



... C0-C180 — C45-C225  $\eta = 88\%$



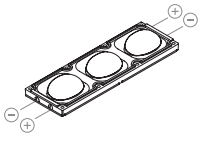
#### Illuminance distribution



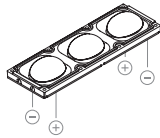
**Variants**

V<sub>F</sub> 35 V

→ Article no. **see table below + variant**



Variant **01** (power outlet on side): IP67 rating



Variant **02** (power outlet underneath): IP67 rating in combination with mounting profile

Article no.	Colour temperature (K) (typical)	No. of LED	Power (W)				Lumen (lm) (25°C ambient temperature including optical system loss)				Luminous efficacy of LED module (lm/W); (25°C ambient temperature including optical system loss)				Life time (h)
			300 mA	400 mA	500 mA	600 mA	300 mA	400 mA	500 mA	600 mA	300 mA	400 mA	500 mA	600 mA	
1 06 0001 ___	3000	3	9,9	13,2	16,5	19,8	1438	1825	2176	2493	145,3	138,1	131,6	125,6	50000
1 06 0002 ___	4000	3	9,9	13,2	16,5	19,8	1537	1955	2329	2670	155,2	147,9	140,9	134,6	50000
1 06 0003 ___	5700	3	9,9	13,2	16,5	19,8	1537	1955	2329	2670	155,2	147,9	140,9	134,6	50000

→ Article no. **example**  
Lighting unit with power outlet underneath: = **1 06 0001 02**

Note: the product code is complete only if the variant is indicated.

Prerequisite for compliance of the data sheet specifications is the observation of temperature limits  
T<sub>c</sub> < 80°C @ 600mA and 25°C ambient temperature  
Temperature measuring unit available


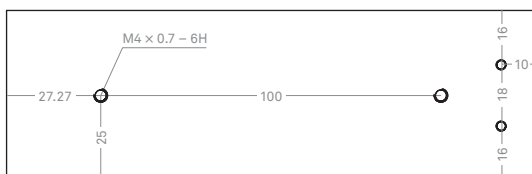
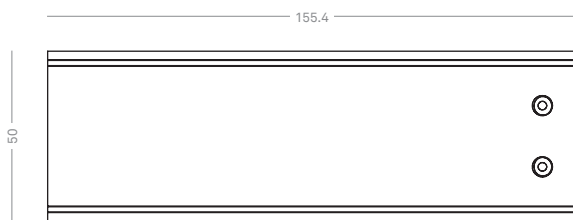
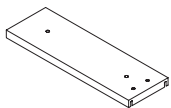
**B Mounting profile** (optional)

- Can be used for lighting units of variant 01 and 02

Recommended mounting screws included: BN 20165 – M 2.5 × 12 mm

**3 mounting profile**

→ Article no. **40 20000 10**



Assembly and maintenance instruction on [www.corlight.com](http://www.corlight.com)