

corlight

LS14 Satiné modular

Street lighting unit

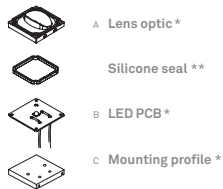
Optimized for the ME3 to ME6-classes of street lighting in accordance with EN 13201

- Typical ratio of 4.25 for pole distance to mounting height



- Numerous options for attaching and configuring
- Power rating up to 600 mA, dimmable
- Highest system efficiency
- Sustainable and future-oriented
- Multichip technology
- ESD-protection
- CRI 70 min

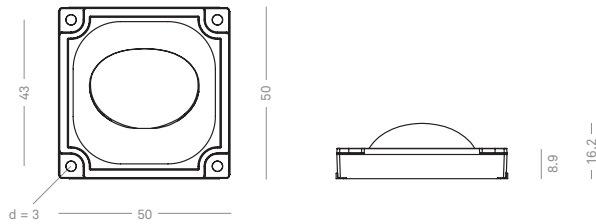
Lighting unit structure



* Specific article number ** inclusive

A Lens optic

→ Article no. 3 03 0004 01



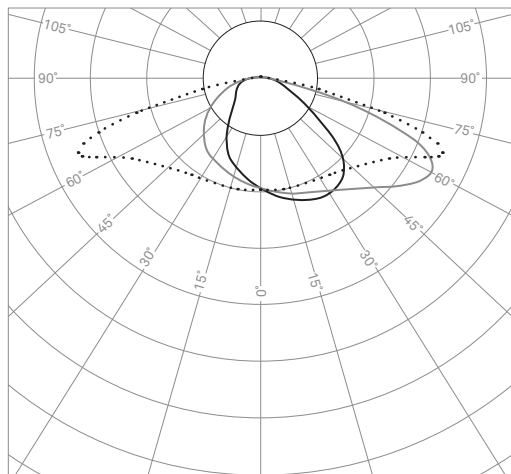
Combinable



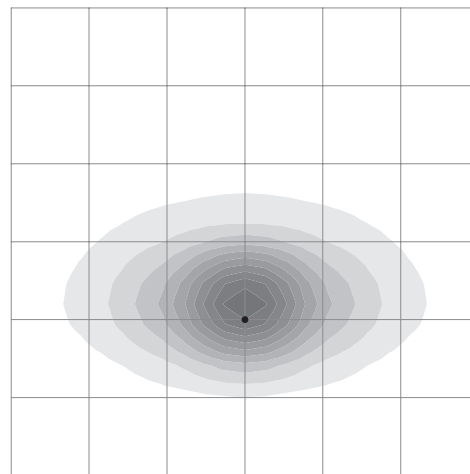
Rotable / in steps of 90° (exception: power outlet position)

Light distribution

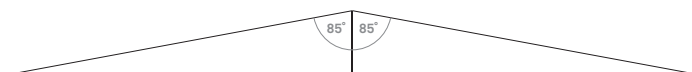
Polar diagram



.... C0-C180 — C30-C210 - - - C90-C270

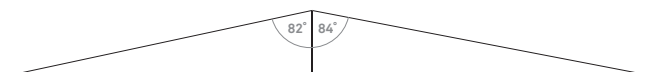


● Mounting height



C0

C180



C270

C90

B LED PCB

Variant 01 (power outlet underneath): IP67 rating in combination with mounting profile
Variant 02 (power outlet on side): IP67 rating

1 LED PCB

V_F 12 V

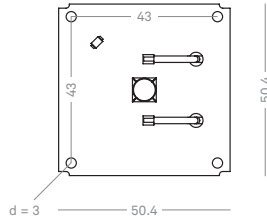
→ Article no. see table below + variant



Variant 01



Variant 02

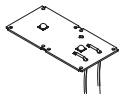


Article no.	Colour temperature (K) (typical)	No. of LED	Power (W)				Lumen (lm) (25°C ambient temperature including optical system loss)				Luminous efficacy of LED module (lm/W); (25°C ambient temperature including optical system loss)				Life time (h)
			300 mA	400 mA	500 mA	600 mA	300 mA	400 mA	500 mA	600 mA	300 mA	400 mA	500 mA	600 mA	
3 02 0001 __	3000	1	3,3	4,4	5,5	6,6	449	570	680	779	136,2	129,4	123,3	117,7	50000
3 02 0002 __	4000	1	3,3	4,4	5,5	6,6	480	611	727	834	145,5	138,6	132,0	126,1	50000
3 02 0003 __	5700	1	3,3	4,4	5,5	6,6	480	611	727	834	145,5	138,6	132,0	126,1	50000

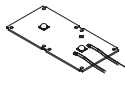
2 LED PCB

V_F 23 V

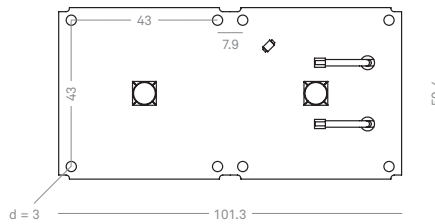
→ Article no. see table below + variant



Variant 01



Variant 02

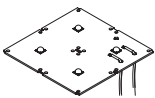


Article no.	Colour temperature (K)	No. of LED	Power (W)				Lumen (lm)				Luminous efficacy of LED module				Life time (h)
			300 mA	400 mA	500 mA	600 mA	300 mA	400 mA	500 mA	600 mA	300 mA	400 mA	500 mA	600 mA	
3 02 0004 __	3000	2	6,6	8,8	11,0	13,2	899	1140	1359	1557	136,2	129,4	123,3	117,7	50000
3 02 0005 __	4000	2	6,6	8,8	11,0	13,2	960	1221	1455	1668	145,5	138,6	132,0	126,1	50000
3 02 0006 __	5700	2	6,6	8,8	11,0	13,2	960	1221	1455	1668	145,5	138,6	132,0	126,1	50000

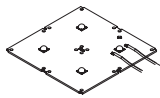
4 LED PCB

V_F 47 V

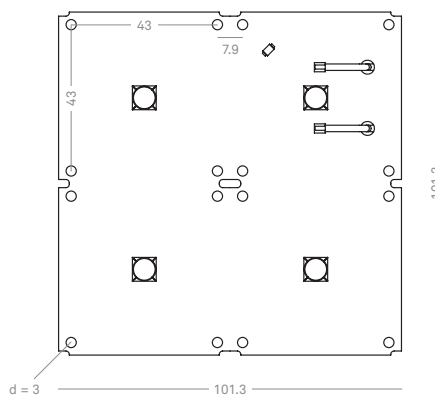
→ Article no. see table below + variant



Variant 01



Variant 02



Article no.	Colour temperature (K)	No. of LED	Power (W)				Lumen (lm)				Luminous efficacy of LED module				Life time (h)
			300 mA	400 mA	500 mA	600 mA	300 mA	400 mA	500 mA	600 mA	300 mA	400 mA	500 mA	600 mA	
3 02 0007 __	3000	4	13,2	17,6	22,0	26,5	1797	2280	2718	3114	136,2	129,4	123,3	117,7	50000
3 02 0008 __	4000	4	13,2	17,6	22,0	26,5	1920	2443	2909	3336	145,5	138,6	132,0	126,1	50000
3 02 0009 __	5700	4	13,2	17,6	22,0	26,5	1920	2443	2909	3336	145,5	138,6	132,0	126,1	50000

→ Article no. **example**
4 LED PCB with power outlet underneath = **3 02 0007 01**

Note: the product code is complete only if the variant is indicated.

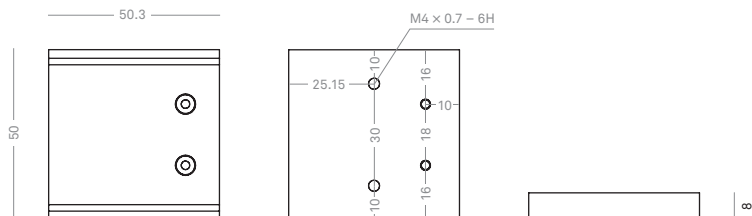
Prerequisite for compliance of the data sheet specifications is the observation of temperature limits
Tc < 80°C @ 600mA and 25°C ambient temperature
Temperature measuring unit available

C Mounting profile (optional)

- Can be used for lighting units with PCBs of variant 01 and 02

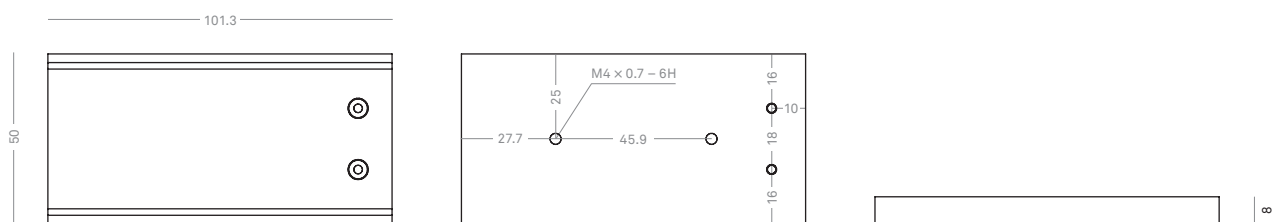
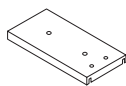
1 mounting profile *

→ Article no. 40 20000 30



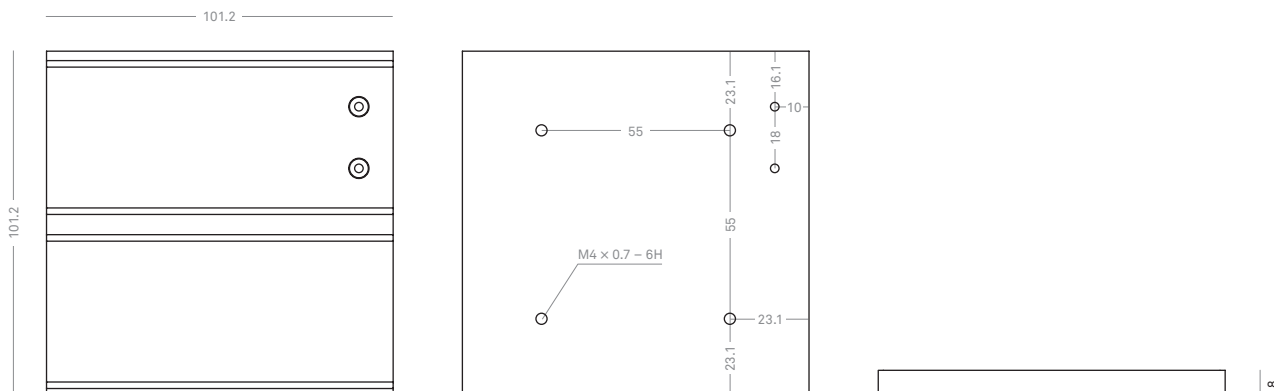
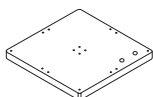
2 mounting profile *

→ Article no. 40 20000 20



4 mounting profile *

→ Article no. 40 20000 40



* Recommended mounting screws included: BN 20165 – M 2.5 x 12 mm

Assembly and maintenance instruction on www.corlight.com