

corlight

# LS34 modular

## Street lighting unit

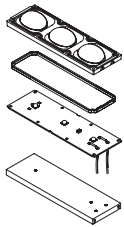
Optimized for the ME3 to ME6-classes of street lighting in accordance with EN 13201

- Typical ratio of 4.25 for pole distance to mounting height



- Numerous options for attaching and configuring
- Power rating up to 600 mA, dimmable
- Highest system efficiency
- Sustainable and future-oriented
- Multichip technology
- ESD-protection
- CRI 70 min

### Unit structure

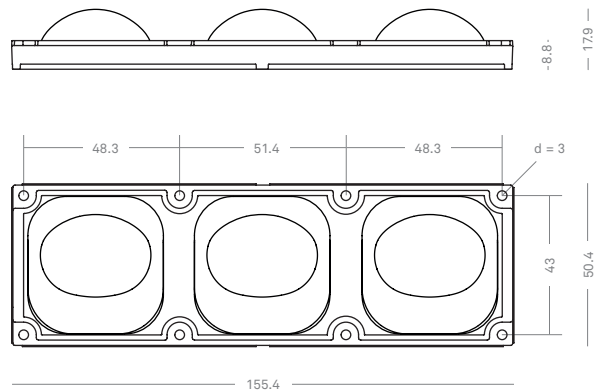


- A Lighting unit \*
- Lens optic
  - Silicone seal
  - LED PCB

- B Mounting profile \*

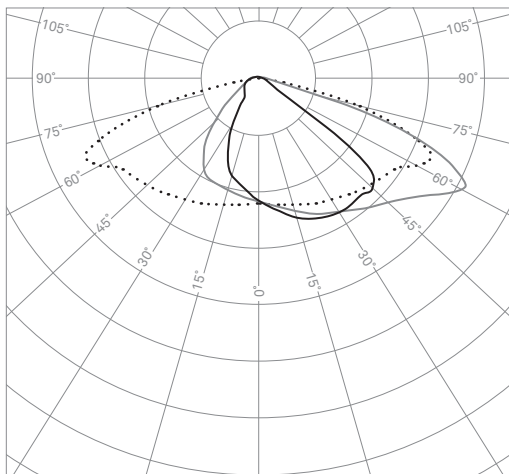
\* Specific article number

### A Lens optic



### Light distribution

#### Polar diagram



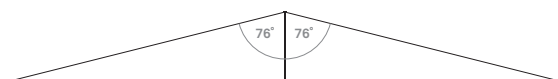
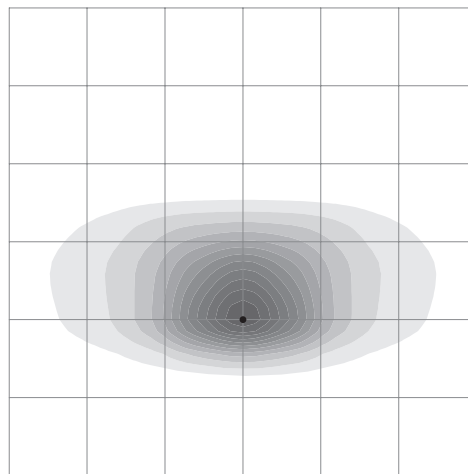
... C0-C180

— C30-C210

— C90-C270

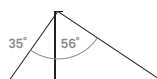
● Mounting height

#### Illuminance distribution



C0

C180



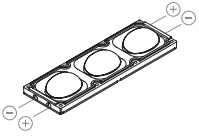
C270

C90

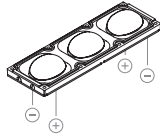
**Variants**

V<sub>F</sub> 35 V

→ Article no. **see table below + variant**



Variant **01** (power outlet on side): IP67 rating



Variant **02** (power outlet underneath): IP67 rating in combination with mounting profile

Article no.	Colour temperature (K) (typical)	No. of LED	Power (W)				Lumen (lm) (25°C ambient temperature including optical system loss)				Luminous efficacy of LED module (lm/W); (25°C ambient temperature including optical system loss)				Life time (h)
			300 mA	400 mA	500 mA	600 mA	300 mA	400 mA	500 mA	600 mA	300 mA	400 mA	500 mA	600 mA	
1 08 0001 ___	3000	3	9,9	13,2	16,5	19,8	1444	1833	2185	2503	145,9	138,6	132,2	126,2	50000
1 08 0002 ___	4000	3	9,9	13,2	16,5	19,8	1543	1963	2338	2681	155,9	148,5	141,4	135,1	50000
1 08 0003 ___	5700	3	9,9	13,2	16,5	19,8	1543	1963	2338	2681	155,9	148,5	141,4	135,1	50000

→ Article no. **example**  
Lighting unit with power outlet underneath: **1 08 0001 02**

Note: the product code is complete only if the variant is indicated.

Prerequisite for compliance of the data sheet specifications is the observation of temperature limits  
T<sub>c</sub> < 80°C @ 600mA and 25°C ambient temperature  
Temperature measuring unit available


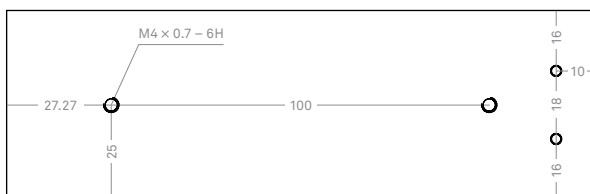
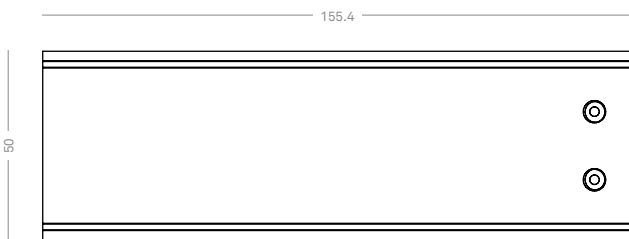
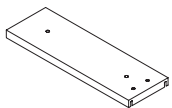
**B Mounting profile** (optional)

- Can be used for lighting units of variant 01 and 02

**3 mounting profile**

→ Article no. **40 2000 010**

Recommended mounting screws included: BN 20165 – M 2.5 × 12 mm



Assembly and maintenance instruction on [www.corlight.com](http://www.corlight.com)